

COR VISION

SYSTEM

Sightlines

Frame depth 116 mm / 182 mm 3 rails

Sash depth 37 mm

Interlock 20 mm

Polyamide Strip Length

16 / 24 mm

Profile Thickness

Door 1.7 mm

Glazing

Max. 30 mm, Min. 26 mm

Maximum Sash Dimensions

Width (L) 2500 mm, Height (H) 3000 mm

Maximum Sash Weight

320 kg

Consult maximum weight and dimensions according to typologies



COR VISION SYSTEM



Thermally broken minimalist sliding system that provides maximum luminosity with a minimal aluminium interlock profile. It has an elegant design only 20 mm sightline and offers the possibility of an inlaid closing system and of hiding the frame along the perimeter.

Possibility of locking system in the interlock, thus allowing the concealment of the sashes in the frame from a frontal view.

Possibility of embedded locking system which facilitates the sashes crossing.

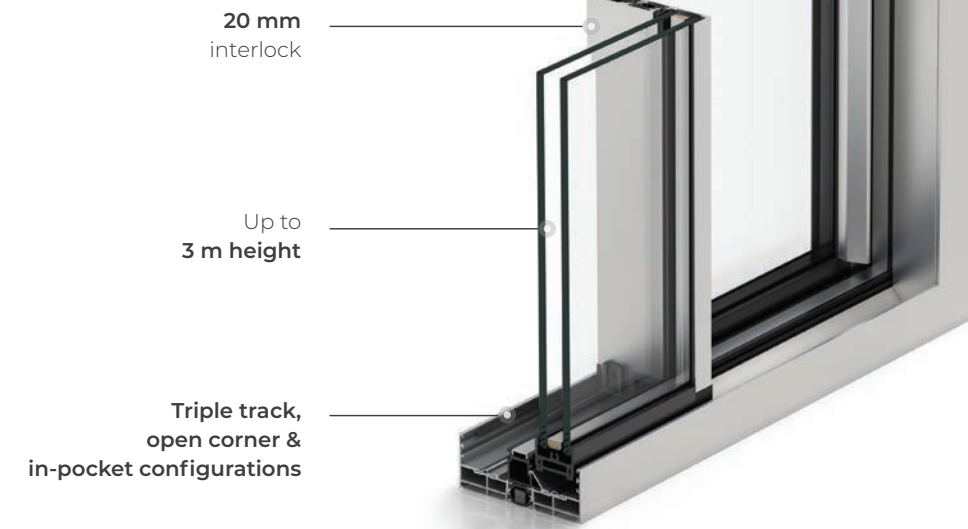


- High thermal & acoustic performance
- Maximized glazed surface
- Stainless steel adjustable wheels
- 20 mm interlock
- Hidden track possibility

BFRC Rating
kWh/(m²yr)

≥20	A ++
>10 to 20	A +
0 to <10	A ✓
-10 to <0	B
-20 to <-10	C
-30 to <-20	D
-50 to <-30	E

Double glazing



FEATURES		
U value		Uw ≥ 1.3 (W/m ² K)
Acoustic insulation		Rw up to 41 dB
Air permeability		Class 4
Water tightness		Class 7A
Wind resistance		Class C5
Security test	PAS24 ✓	Passed


Reference test 1.23 x 1.55 m / 1 sash + 1 fixed light



INTERLOCK HANDLE

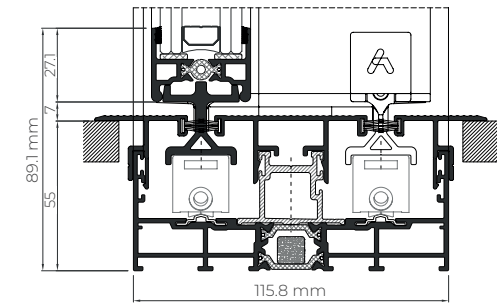


SECURITY HARDWARE

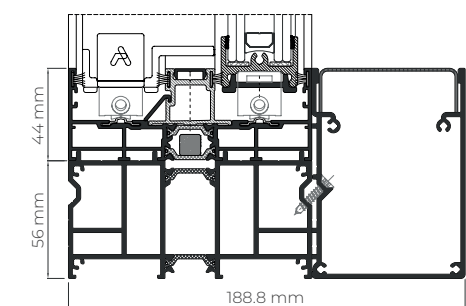


FLUSH SECURITY HARDWARE

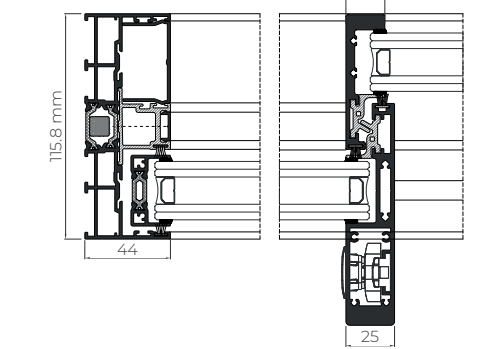
HIDDEN TRACK SOLUTION



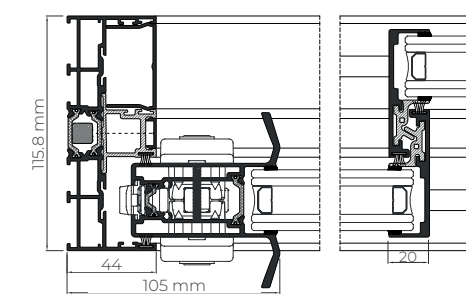
BESPOKE DRAINAGE SOLUTION



INTERLOCK HANDLE

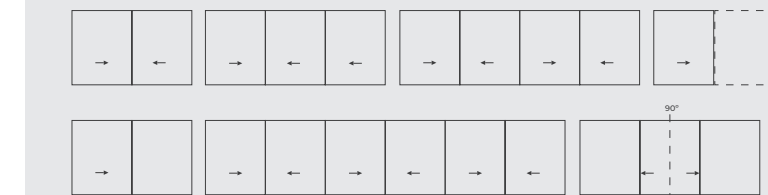


DOUBLE TRACK



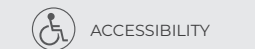
HIDDEN TRACK SOLUTION

OPENING POSSIBILITIES



Sliding
Possibility of 1, 2 or 3 rails
Possibility of interior and exterior corner sash at 90° without mullion
Pocket possibility

POSSIBILITIES



ACCESSIBILITY